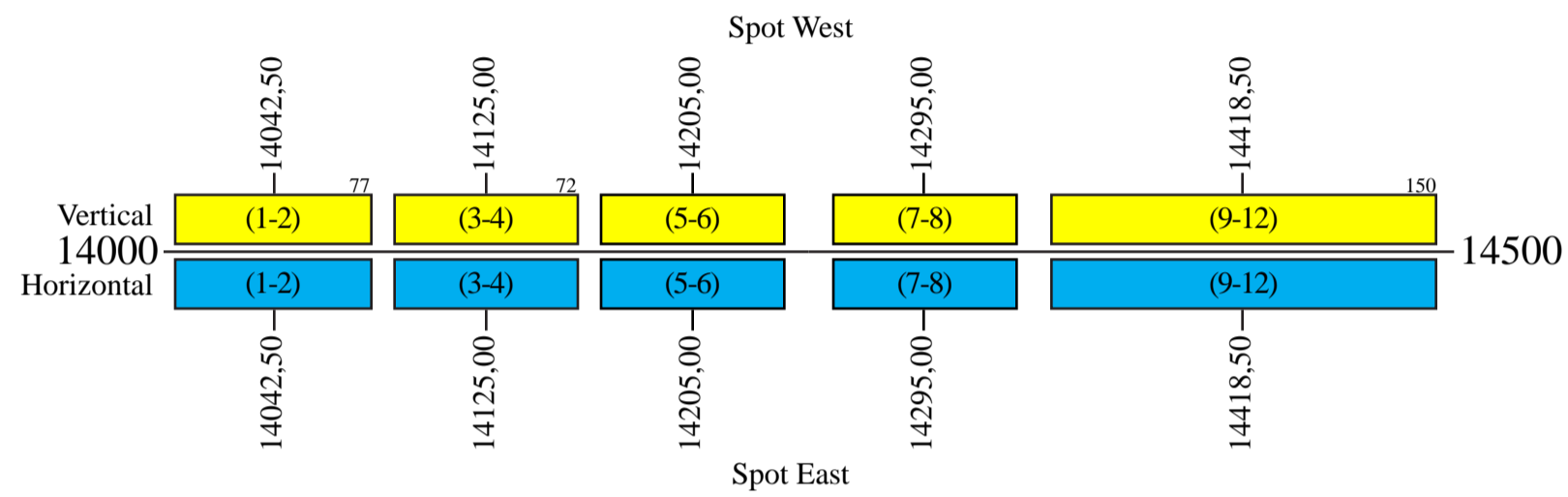
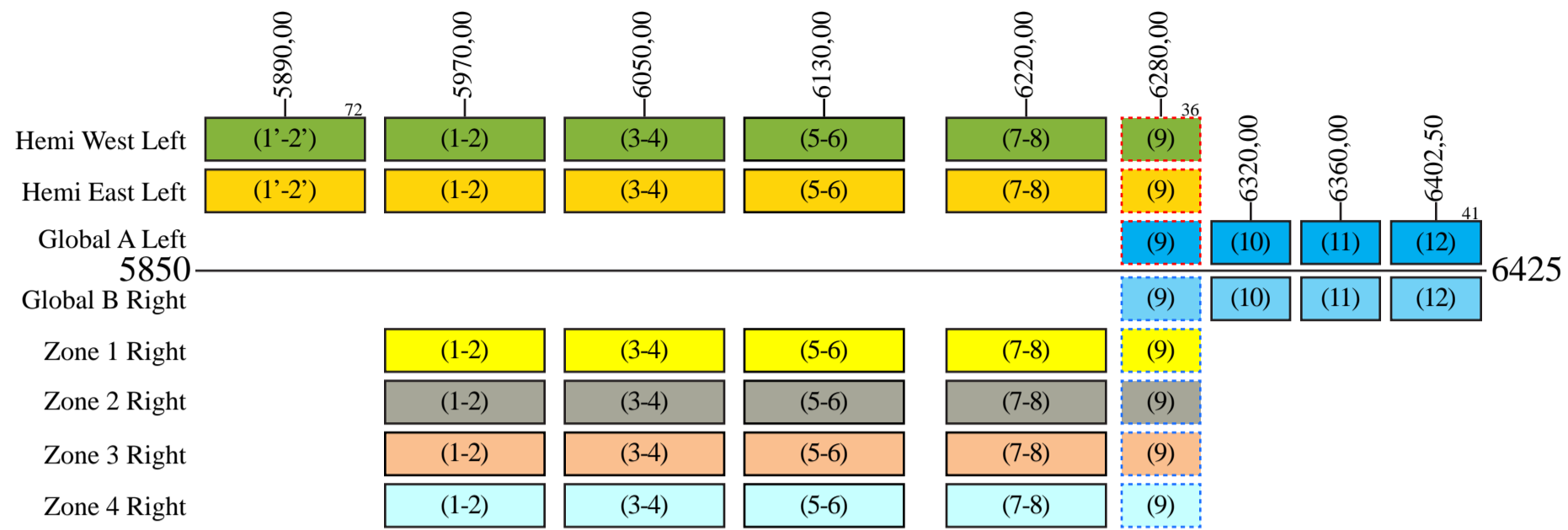


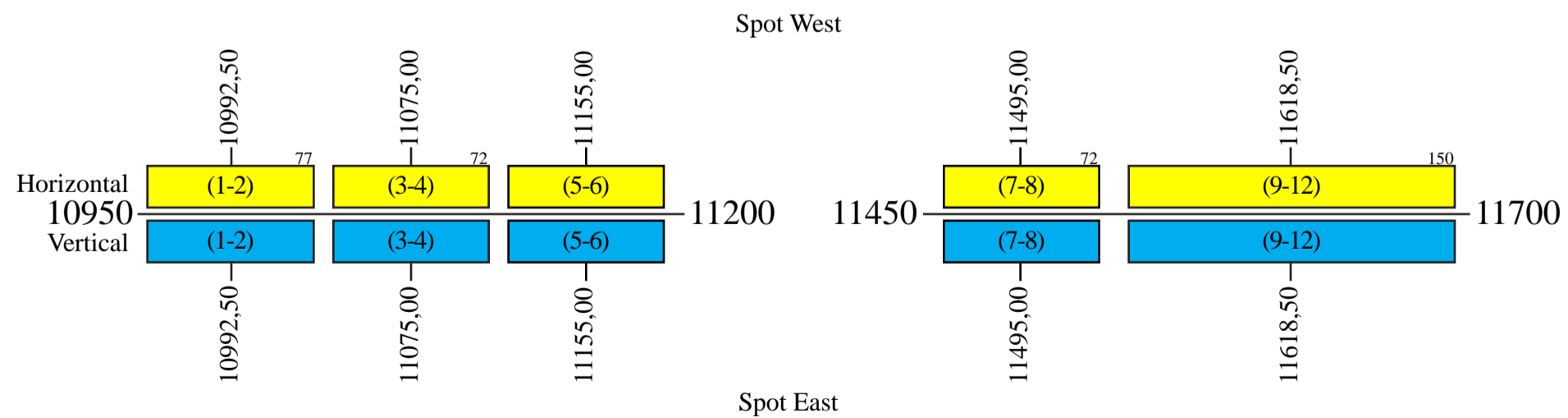
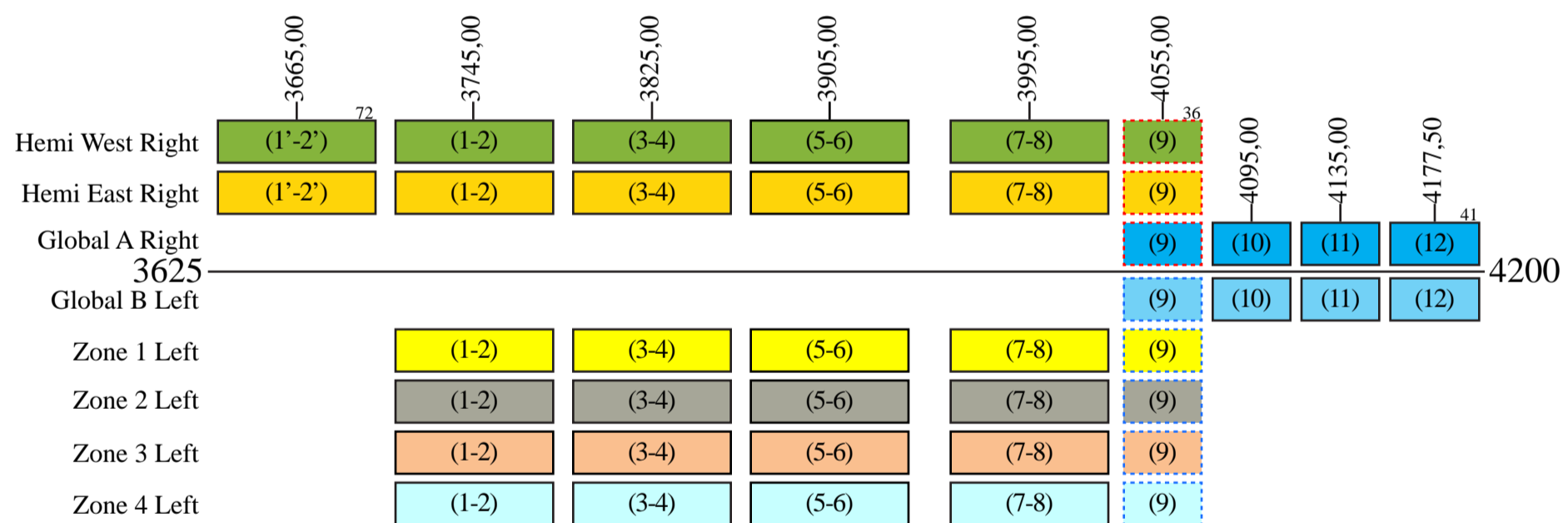
Intelsat Series 6

Frequency Plan

Uplink



Downlink



Command 1: 6176,30 H Global
 Command 2: 6173,70 H Global
 Telemetry 1: 3947,50 R Global
 Telemetry 2: 3948,00 R Global
 Telemetry 3: 3952,00 V Global
 Telemetry 4: 3952,00 V Global
 Beacon 1: 3950,00 V Global
 Beacon 2: 11198,00 R Global
 Beacon 3: 11452,00 R Global

Interconnection

| Slot Uplink | Beam Uplink | Slot Downlink | Beam Downlink |
|-------------------------|-------------------|-------------------------|---------------|
| 1'-2',1-2,3-4,5-6,7-8,9 | EH,WH | 1'-2',1-2,3-4,5-6,7-8,9 | East Hemi |
| 1-2,3-4,5-6,7-8,9 | Z1,Z2,Z3,Z4 | 1-2,3-4,5-6,7-8,9 | |
| 1-2,3-4,5-6,7-8 | ES,WS | 1-2,3-4,5-6,7-8 | |
| 1'-2',1-2,3-4,5-6,7-8,9 | EH,WH | 1'-2',1-2,3-4,5-6,7-8,9 | West Hemi |
| 1-2,3-4,5-6,7-8,9 | Z1,Z2,Z3,Z4 | 1-2,3-4,5-6,7-8,9 | |
| 1-2,3-4,5-6,7-8 | ES,WS | 1-2,3-4,5-6,7-8 | |
| 9,10,11,12 | GA | 9,10,11,12 | Global A |
| 9,10,11,12 | GB | 9,10,11,12 | Global B |
| 1-2,3-4,5-6,7-8,9 | EH,WH,Z1,Z2,Z3,Z4 | 1-2,3-4,5-6,7-8,9 | Zone 1 |
| 5-6,7-8 | ES,WS | 5-6,7-8 | |
| 1-2,3-4,5-6,7-8,9 | EH,WH,Z1,Z2,Z3,Z4 | 1-2,3-4,5-6,7-8,9 | Zone 2 |
| 5-6,7-8 | ES,WS | 5-6,7-8 | |
| 1-2,3-4,5-6,7-8,9 | EH,WH,Z1,Z2,Z3,Z4 | 1-2,3-4,5-6,7-8,9 | Zone 3 |
| 5-6,7-8 | ES,WS | 5-6,7-8 | |
| 1-2,3-4,5-6,7-8,9 | EH,WH,Z1,Z2,Z3,Z4 | 1-2,3-4,5-6,7-8,9 | Zone 4 |
| 5-6,7-8 | ES,WS | 5-6,7-8 | |
| 1-2,3-4,5-6,7-8,9-12 | ES,WS | 1-2,3-4,5-6,7-8,9-12 | East Spot |
| 1-2,3-4,5-6,7-8 | EH,WH,Z1,Z2,Z3,Z4 | 1-2,3-4,5-6,7-8 | |
| 1-2,3-4,5-6,7-8,9-12 | ES,WS | 1-2,3-4,5-6,7-8,9-12 | West Spot |
| 1-2,3-4,5-6,7-8 | EH,WH,Z1,Z2,Z3,Z4 | 1-2,3-4,5-6,7-8 | |